

KIDS CLUB WINTER PRINTABLES 2022

Print the booklet for extra activities, games and puzzles, or print only the pages you want. Answers to the Printables and Kids Club Newsletter puzzles are on the last page.



Look for my paw print for bonus activities!



- Activity 1 Snowflake Coloring Page
- Activity 2 Penguin Drawing Page
- Activity 3 Word Find
- Activity 4 Word Scramble
- Activity 5 Almond Bark Cookies
- Activity 6 Sudoku
- Activity 7 Savings Goal Piggy Bank
- Activity 8 Tic Tac Snow




Clarion, Eagle Grove, Fort Dodge,
Humboldt, Jewell, Stanhope, Webster City

www.fsbwc.com



SNOWFLAKE COLORING PAGE

Color each snowflake a different color or in a different way—no two snowflakes are alike.



Share this page with family or friends and color together on a snowy day!

DRAWING AND COLORING PAGE

Learn to draw a cartoon penguin by following these steps.

Draw an egg. Draw a smaller egg inside the egg. Draw two circles for eyes. Draw a circle inside each of those circles. Draw a circle inside each of those circles. Draw a triangle, point side down, for a beak. Draw two triangles, point side to the side, on each side of the large egg for flippers. Draw two tulips, petal side down, at the outside bottom of the big egg for feet.



Draw a background scene and color your picture!

WORD FIND

Find the following words hidden down, across, backwards and diagonal:

BAKING

DECEMBER

ICICLES

SKIING

BLIZZARD

FEBRUARY

IGLOO

SLEDDING

BOOTS

FROST

JANUARY

SNOWBALL

COAT

GLOVES

SCARF

SNOWFLAKES

COCOA

HAT

SHOVEL

SNOWMAN

COLD

HOCKEY

SKATES

TUBING

F D Z B T Q H J A N U A R Y D B L
R J Y W A Z B M G I B F M E R T I
O A E H H D B O H N S L C O A T S
S P K L U V N Y O H I A E D Z V E
T H C O C O A G J T J I B P Z X K
I M O S I C M T U V S G K B I M A
D P H V O X G F I E Q L H S L O L
K E V Z E Z L L A B W O N S B D F
S M C X P L D L O C Z O N E R Q W
P U Y E A K Q R K V W D Z L J R O
I R T C M J A D O M E Y P Z D U N
Q C R V S B W E A W L S K A T E S
V N I B D H E N L I E X W Z U A B
D C S C A R F R P G N I K A B F D
Z O E S L E D D I N G A Y C I R L
M L W N F E B R U A R Y E B N I F
A H Q M F G S S M L I G E R G K V


WORD SCRAMBLE

Unscramble these words about winter.

1. _____ ibevlee
2. _____ adcny acen
3. _____ receh
4. _____ oosceki
5. _____ riaeocstodn
6. _____ myaifl
7. _____ alepricef
8. _____ fredsni
9. _____ etarufkic
10. _____ gbnradegire
11. _____ lwogloid
12. _____ aishydlo
13. _____ hlyol
14. _____ hto occao
15. _____ islceei
16. _____ glnejj
17. _____ ljoly
18. _____ ojj
19. _____ sghtli
20. _____ paeec
21. _____ pioitanste
22. _____ onsesa
23. _____ gdlldsein
24. _____ selnofwka
25. _____ smannwo
26. _____ srat
27. _____ ewretass
28. _____ tngiids
29. _____ wrnite
30. _____ ethraw

ALMOND BARK COOKIES

Solve the crossword for your ingredient list to make these easy, no bake cookies.



1. Used to create a white, candy-like coating on food; doesn't actually contain the nut.
2. Peanuts are ground into this spreadable food.
3. The primary ingredient in #2 above (plural).
4. Usually eaten at breakfast, but also makes a good snack.
5. The part of a s'more cooked over a fire (plural).

Ingredients

1. 2 packages _____
2. 1 c creamy peanut _____
3. 2 c dry roasted _____
4. 2 c crispy rice _____
5. 4 c miniature _____

Directions

In microwave safe bowl, heat 2 packages of _____ for 2 minutes; stir and microwave 2 minutes or until all melted. Stir in 1 c creamy peanut _____ until well combined and smooth. Fold in 2 c crispy rice _____ and 4 c miniature _____. Drop by spoonful on to wax paper and allow to set. Store in an air-tight container.



Make batches to package and share with other households!

SUDOKU

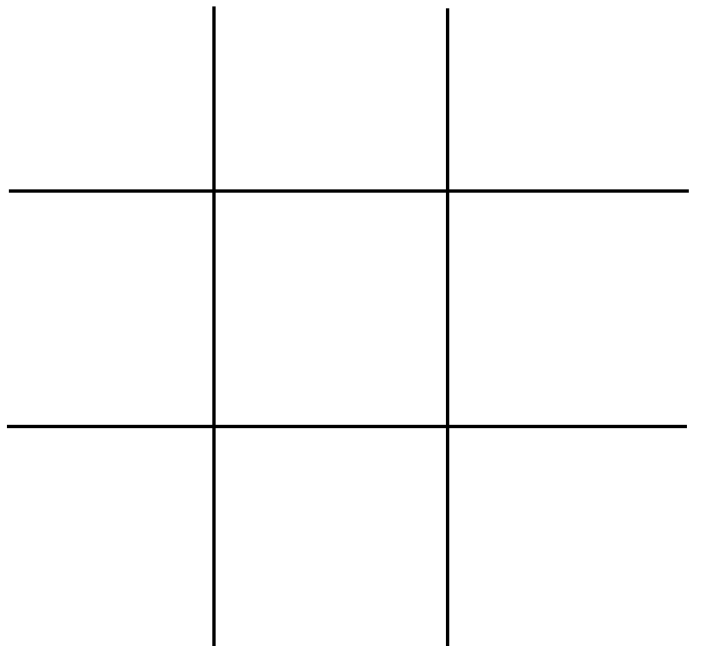
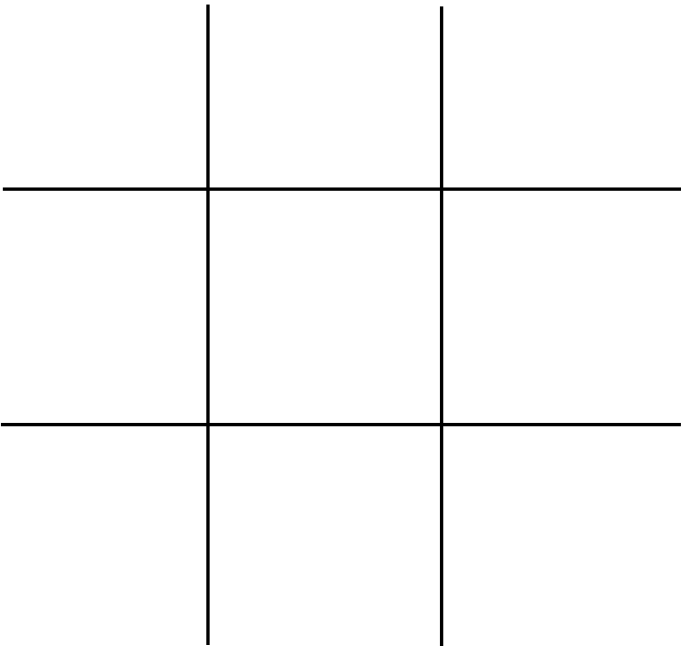
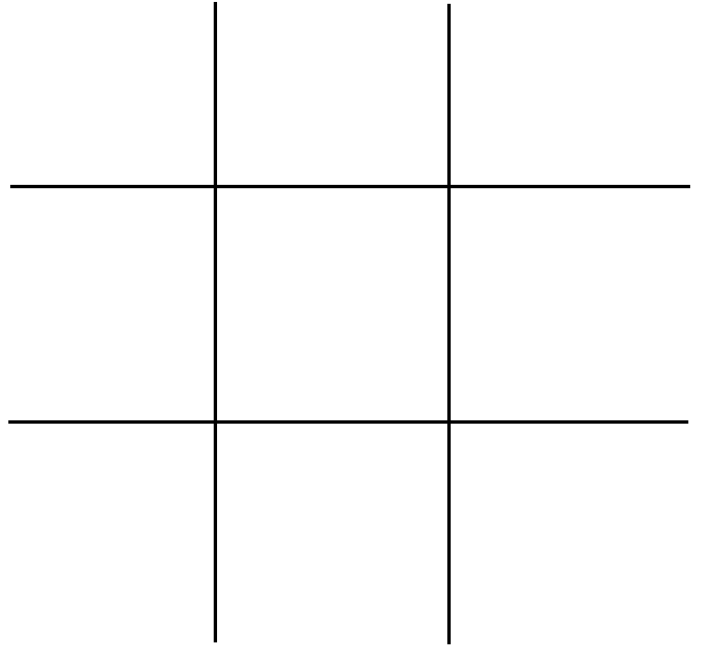
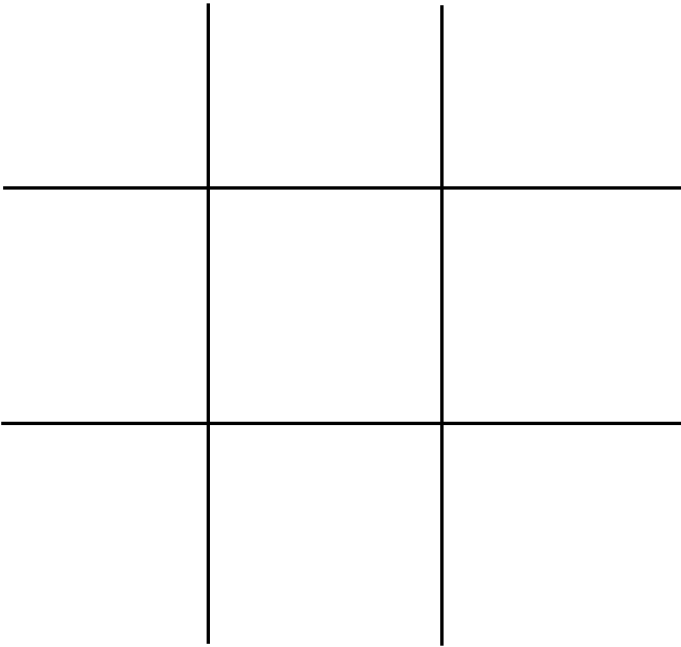
Fill in the blank squares with the correct number 1-9. Every row, column, and sub-section must contain the number 1-9 and each number can only be used once in those areas.

7	9	8		5	6			1
		5	2	4		3	9	7
4	3	2	9		7		8	
	1	6		7	2	8		
2	8			9		7	6	4
	4	7	6	8	3			5
3	2		5	6			7	8
6	7	1		3	4	9	5	2
		9	7		1		4	3

3	6	7	4		1	9	5	
	9		7		2			3
2		4		5		6	8	
	4	2	5			7	3	
1	3			9				8
	5	8		4	6	2	9	1
4	7		1	2	5		6	
		9	8	3		1	7	
5	8	1		7			2	4

TIC TAC SNOW

Instructions: Two players, one drawing a snowflake and the other drawing a mitten, take turns putting their symbol in one square in the 3x3 grid. The first player to have their snowflake or mitten in a row going horizontally, vertically or diagonally wins!




Print off multiple copies of this game and keep them in the car. You will have the game to play wherever you are and can share with family and friends!

SAVINGS GOAL PIGGY BANK

Think of a savings goal you would like to make for this year. Color the lines of the piggy bank as you get closer to your goal. See if you can reach your goal and completely color the piggy bank by the end of 2022!

My savings goal is to save: \$ _____ by December 31, 2022.



Color when goal is met!

90%

80%

70%

60%

50%

40%

30%

20%

10%

Color when goal is set.

